

Introduction

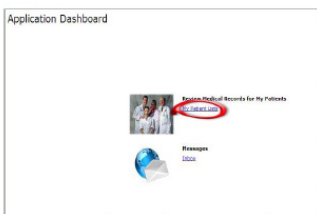
The purpose of this document is to provide e-Directive Registry users with a basic quick reference guide to essential information necessary for navigating the Registry module to access documents online via the WVHIN.

Log in at

<https://wvhin.hieadvantage.com>

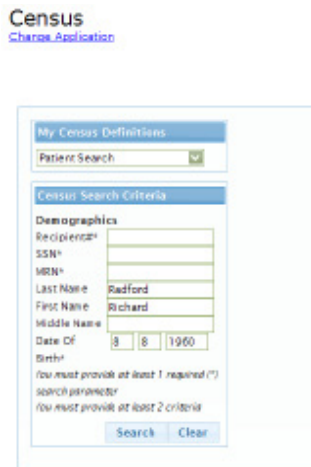
STEP 1:

User logs in and selects **My Patient Lists** from the Application Dashboard



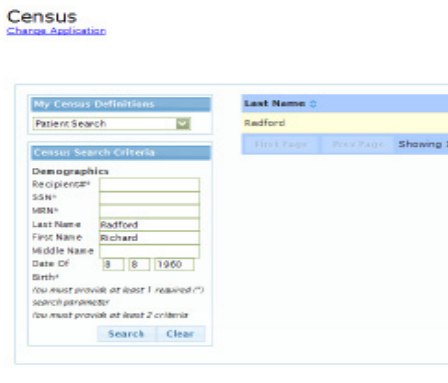
STEP 2:

On the Census page, user enters the first and last name and complete date of birth. Click Search



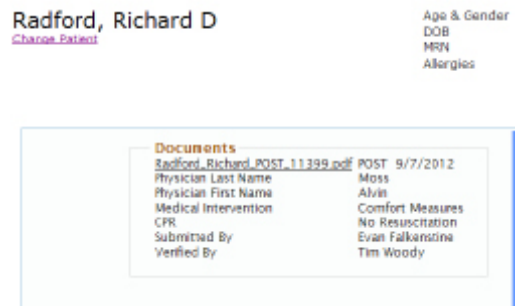
STEP 3:

Select correct patient on right of screen.



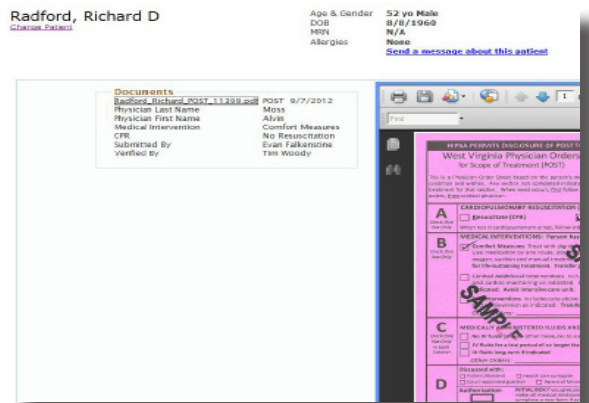
STEP 4:

Click the underlined link to view document.



STEP 5:

Document will appear at right in PDF viewer. PDF can be viewed, saved, or printed.



Contact the WV e-Directive Registry

Toll free: 877-209-8086

FAX: 844-616-1415

Email: registryinfo@hsc.wvu.edu

Website: www.wvendoflife.org